

SP-5660TP Premium Display

SP5000 SERIES



Features:

- XGA Display TFT Touch Panel
- 16 million colors
- SP5B40 open box module compatible
- USB access via front bezel
- Auto-scaling functionality
- Wireless Built-in Antenna

Performance Specifications

Model	SP-5660TP	
Part Number	PFXSP5660TPD	PFXSP5660TPDF0C
Graphics Display Resolution	1,024 x 768 pixels XGA	
Display Type and Size	TFT Color LCD 12.1"	
Display Colors	16 Million Colors	
Effective Display Area	W245.76 x H184.32 mm (W9.68 x H7.26 in.)	
Touch Screen	Resistive film (analog, multi-touch)	
Backlight	White LED	
Backlight Service Life	50,000 hours or more (continuous operation at 25 °C [77 °F] before backlight brightness decreases to 50%)	
Brightness	Max.:400cd(Typ) Min.:4cd(Typ) 0...100 (Adjusted with touch panel or software) ^{*1}	
Front USB	Type A (V2.0) x1, Mini B (V2.0) x1	

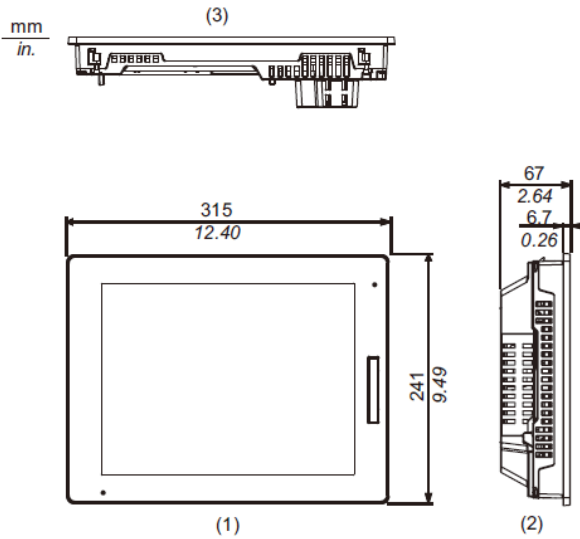
*1 The maximum and minimum brightness Value is the reference Value, because there are individual differences by the liquid crystal.

General Specifications

Models	SP-5660TP	
Part Number	PFXSP5660TPD	PFXSP5660TPDF0C
Conformal Coating	-	Yes
Input Voltage	Input Voltage Limits 10.8...28.8 Vdc	
Voltage Drop	12 Vdc: 1.25 ms or less/ 24 Vdc: 5 ms or less	
In-Rush Current	30 A or less	
Voltage Endurance	1,000 Vac, 20 mA for 1 minute (between charging and FG terminals)	
Insulation Resistance	500 Vdc, 10 MQ or more (between charging and FG terminals)	
Power Consumption	58W or less(display module with box module) ^{*1} 23W or less (display module only)	
Surrounding Air Temperature	0...60 °C [32...140 °F]	
Storage Temperature	-20...60 °C [-4...140 °F]	
Certifications	CE, ATEX, RoHS, GOST-R, UL 508/c-UL, CSA C22.2 N°142, KC, ABS, BV, CCS, DNV, GL, LR, RINA, NK	
Ratings	IP65 (IP65F, IP66F or IP67F, when use enhanced front USB cover), EN61000-6-4, EN61000-6-2, CSA C22.2No213, ANSI/ISA 12.12.01, Class 1 Div 2 Groups A, B, C, and D.	
Surrounding Air and Storage Humidity	10%...90% RH (Non condensing, wet bulb temperature 39 °C [102.2 °F] or less)	
Dust	0.1 mg/m ³ (10 ⁻⁷ oz/ft ³) or less (non-conductive levels)	
Pollution Degree	For use in Pollution Degree 2 environment	
Corrosive Gas	Free of corrosive gases	
Atmospheric Pressure (Operating Altitude)	800...1,114 hPa (2,000 m [6,561 ft] or lower)	
Vibration and Shock Resistance	IEC/EN 61131-2 compliant	
Electrostatic Discharge Immunity	Contact Discharge Method: 6 kV (IEC/EN 61000-4-2 Level 3)	
Weight	3.2kg (7.1 lb) or less	
External Dimensions	W315 x H241 x D67 mm(W12.4 x H9.49 x D2.64 in.)	
Panel Cut Dimensions	W301.5 x H227.5 mm(W11.87 x H8.96 in.) ^{*2} Panel thickness area: 1.6...5 mm (0.06...0.2 in.) ^{*3}	
Warranty	Two (2) years	

*1 The power consumption for the combined unit of Box Module and Display Module equals the sum of the power consumption for the Modules. *2 Even if the installation wall thickness is within the recommended range for the "Panel Cut Dimensions", depending on wall's material, size, and installation location of this product and other devices, the installation wall could warp. To prevent warping, the installation surface may need to be strengthened.*3 The weight for the combined unit of Box Module and Display Module equals the sum of the weight for the Modules.

External Dimensions

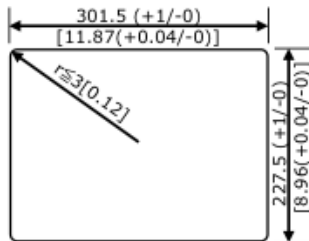


- 1 Front
- 2 Left
- 3 Bottom

Wireless LAN Specifications

Standards	IEEE802.11b/IEEE802.11g/IEEE802.11n
Frequency Bandwidth	2.4 GHz
Channel Bandwidth	20 MHz
Channel	Access Point mode *5: 1 to 11 ch Client mode *6: North America US: 1 to 11 ch Japan JP: 1 to 13 ch Europe EU: 1 to 13 ch Korea KR: 1 to 13 ch China CN: 1 to 13 ch Taiwan TW: 1 to 11 ch
Transmission Speed	IEEE802.11b: max 11 Mbps IEEE802.11g: max 54 Mbps IEEE802.11n: max 72.2 Mbps
Transmission Distance	Up to 30 m (distance varies depending on application software and surrounding environment)
Action Mode	Client mode/Access Point mode
Communication Mode	Infrastructure
Network Authentication	Open, WPA-Personal, WPA2-Personal
Data Encryption	WEP (128 bit) (Open) *7 AUTO/TKIP (WPA-Personal) AES (WPA2-Personal)
Maximum Client Connections	10

Panel Cut Dimensions

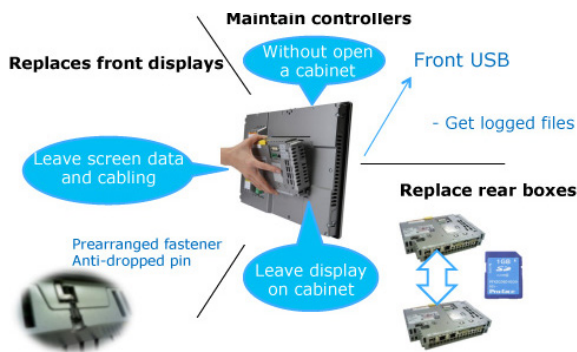


*7 Even if the installation wall thickness is within the recommended range for the "Panel Cut Dimensions", depending on wall's material, size, and installation location of this product and other devices, the installation wall could warp. To prevent warping, the installation surface may need to be strengthened.

Ordering Information

Type	Model Numbers	Description
SP-5660TP	PFXSP5660TPD	12.1-inch TFT, 16M colors, XGA 1024 x 768 pixels, Analog Touch Panel(Multi touch), Front USB A/mini-B I/F x 1 each, DC24V, with built-in antenna
SP-5660TP Conformal Coating	PFXSP5660TPDF0C	12.1-inch TFT, 16M colors, XGA 1024 x 768 pixels, Analog Touch Panel(Multi touch), Front USB A/mini-B I/F x 1 each, DC24V with built-in antenna and conformal coating

Modular Design and Easy Maintenance



Options

Part Number	Product Name	Description
PFXZCDCVUS1	Enhanced Front USB Cover (With Screw)	Front USB cover with fixing screw, corresponding to IP66F, IP67F, Type 1/4X Indoor use only /I3 or ATEX certification (5 pieces/set)
PFXZCDWG121	12.1-inch Installation Gasket	Provides dust and moisture resistance when SP is installed into a solid panel (1 piece)*
PFXZCDDS122	12.1-inch Screen Protection Sheet	Disposable, dirt-resistant sheet for the SP unit's screen (5 sheets/set)
PFXZCDDOP121	12.1-inch Environmental Cover	SP5000/FP5000 Environmental resistant Cover for 12.1 inch (1 pcs)

Customer Service Hotline: 800.289.9266

Pro-face America
Phone: 734.477.0600
www.profaceamerica.com

For more information
ACCESS www.profaceamerica.com

Pro-face



California Proposition 65 Warning—Lead and Lead Compounds

Advertencia de la Proposición 65 de California—Plomo y compuestos de plomo

Avertissement concernant la Proposition 65 de Californie—Plomb et composés de plomb

⚠ WARNING: This product can expose you to chemicals including lead and lead compounds, which are known to the State of California to cause cancer and birth defects or other reproductive harm. For more information go to: www.P65Warnings.ca.gov.

⚠ ADVERTENCIA: Este producto puede exponerle a químicos incluyendo plomo y compuestos de plomo, que es (son) conocido(s) por el Estado de California como causante(s) de cáncer y defectos de nacimiento u otros daños reproductivos. Para mayor información, visite : www.P65Warnings.ca.gov.

⚠ AVERTISSEMENT: Ce produit peut vous exposer à des agents chimiques, y compris plomb et composés de plomb, identifiés par l'État de Californie comme pouvant causer le cancer et des malformations congénitales ou autres troubles de l'appareil reproducteur. Pour de plus amples informations, prière de consulter: www.P65Warnings.ca.gov.

All trademarks are the property of Schneider Electric SE, its subsidiaries, and affiliated companies.

Schneider Electric USA, Inc.
800 Federal Street
Andover, MA 01810 USA
888-778-2733
www.schneider-electric.us

Todas las marcas comerciales son propiedad de Schneider Electric SE, sus filiales y compañías afiliadas.

Importado en México por:
Schneider Electric México, S.A. de C.V.
Av. Ejercito Nacional No. 904
Col. Palmas, Polanco 11560 México, D.F.
55-5804-5000
www.schneider-electric.com.mx

Toutes les marques commerciales sont la propriété de Schneider Electric SE, ses filiales et compagnies affiliées.

Schneider Electric Canada, Inc.
5985 McLaughlin Road
Mississauga, ON L5R 1B8 Canada
800-565-6699
www.schneider-electric.ca