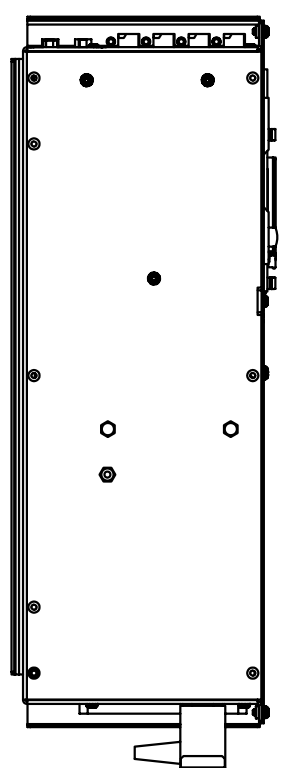
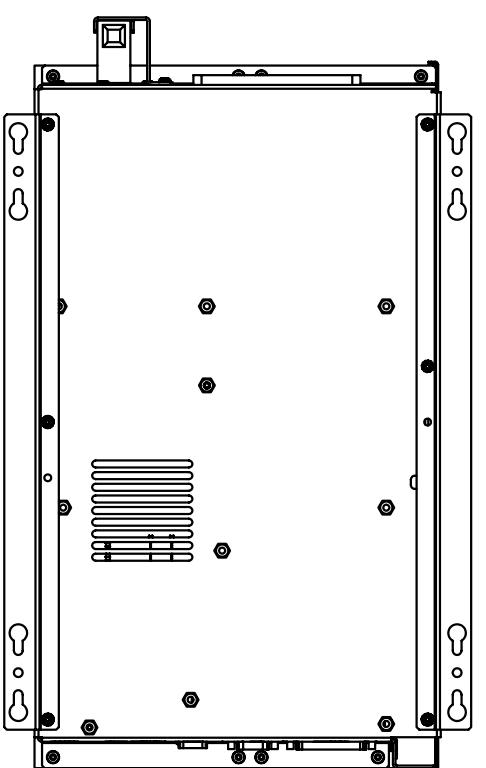
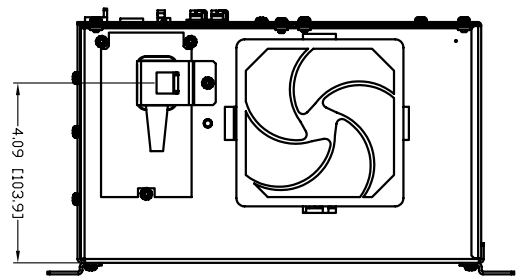
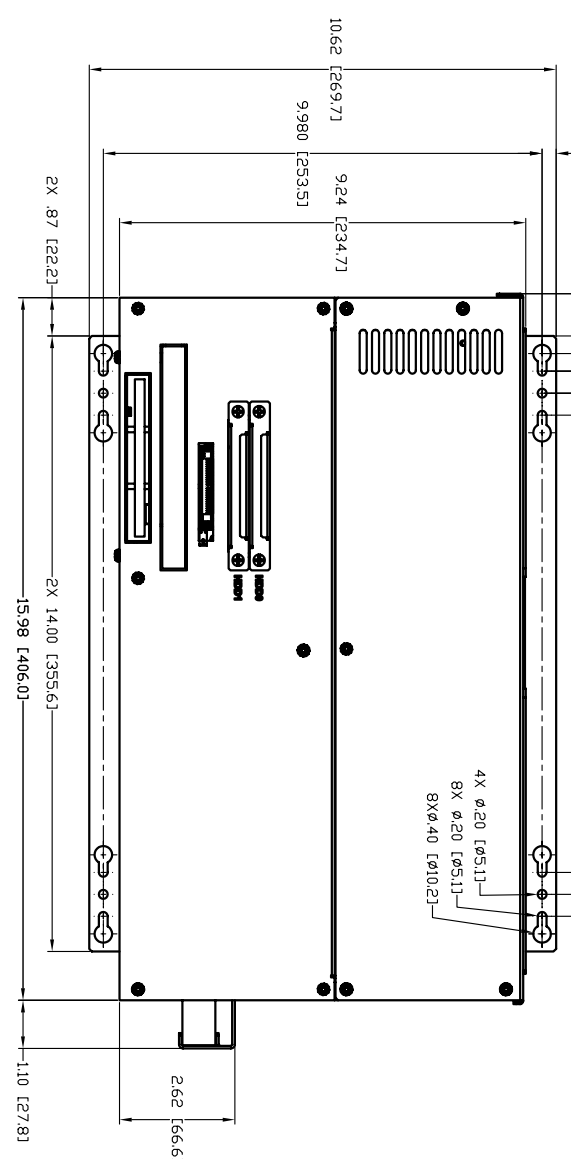
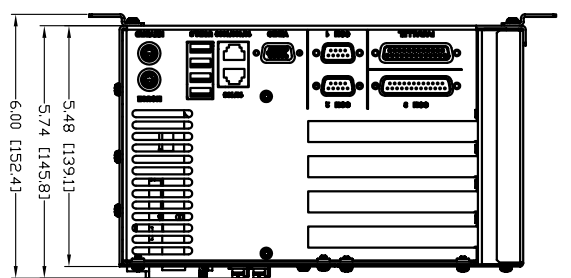
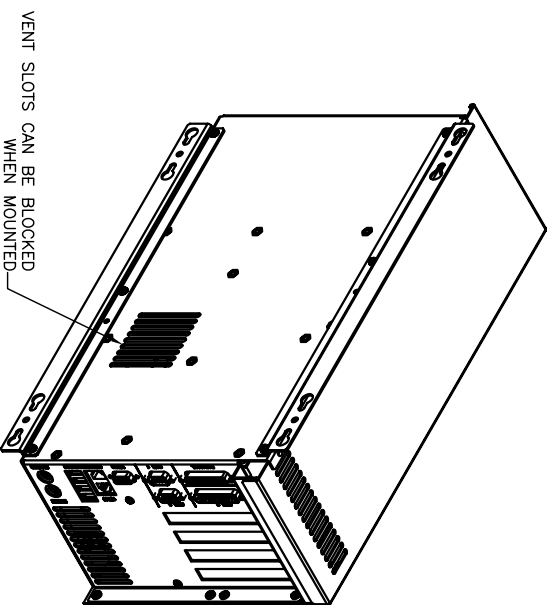
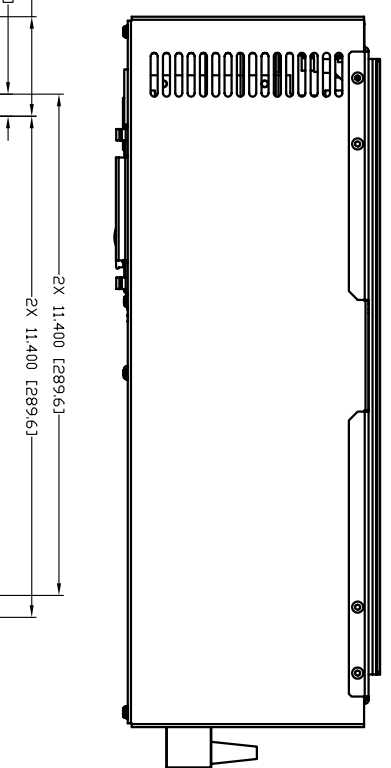
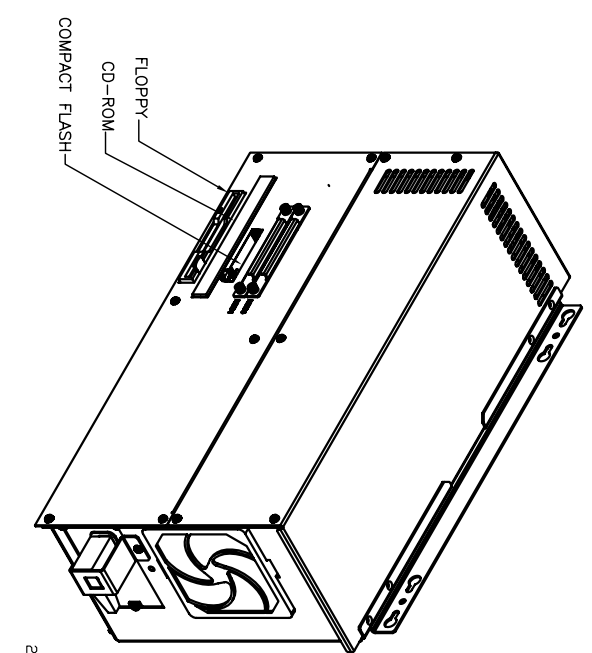
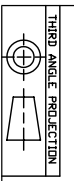


2		1	
DWG. PART	ECO. NO.	REVISION BLOCK	DR. DATE
ISSUE	REV.	DESCRIPTION	CK. DATE
1	A	FOR REFERENCE ONLY	E.R. 8/29/98

WALL MOUNTING



FOR REFERENCE ONLY



INTERNAL USE ONLY	SPEC.	SCH.	FIRST USED IN MODEL	ASSOCIATED DRAWINGS	TOLERANCES UNLESS OTHERWISE SPECIFIED	TITLE	SCALE	DWG. NO.
					FRACTIONAL DECIMALS: .125, .25, .375, .5, .75, 1.0, 1.5, 2.0, 3.0, 4.0, 6.0, 8.0, 10.0 ANGLES: 15, 30, 45, 60, 75, 90, 105, 120, 135, 150, 165, 180 DIMENSIONS: .005, .010, .015, .020, .030, .040, .050, .060, .070, .080, .090, .100, .125, .150, .175, .200, .250, .300, .350, .400, .450, .500, .600, .700, .800, .900, 1.000, 1.250, 1.500, 2.000, 2.500, 3.000, 4.000, 5.000, 6.000, 8.000, 10.000	YMGOM AUTOMATION 750 N. MAPLE RD. SALINE, MI. 48178	FULL 1 OF 2	1547
						GENERAL LAYOUT		144808

