



ST6000 / STM6000 Series GP-Pro EX model

Please check
your best model



Recommended
substitutes webpage

Modernize your machine with a wide, high-resolution display



ST6000 / STM6000 Series GP-Pro EX model

proface.com

Pro-faceTM
by Schneider Electric

Achieve a high level of visualization with the new Basic HMI

Up-to-date wide display with high resolution

Better visibility to increase operativity




Hard to see small text and push the buttons

Only Convert Resolution



Larger and clear-cut seeing text and buttons enable to avoid misoperation.

Easy analysis with precise data



Abnormal values were could not be displayed.

Change the setting



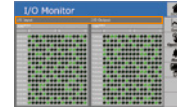
Display abnormal values with precise data.

Data comparison at once time on wide screen



Need multiple screens for display many I/O on a single screen.

Change the layout



Enable to compare two devices and check more I/O and on a single screen.

Refine

Achieve the previously unimaginable and bring displays to life with high resolution and 16 million colors.



Simple & Easy

Use the same application (GP-Pro EX) and leverage existing assets.



GP4000 W model
GP4000M Series

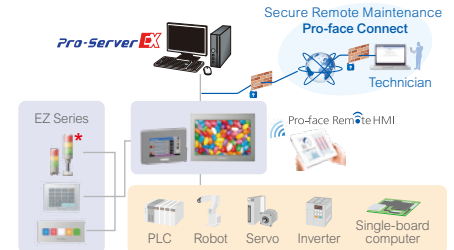
Same application



ST6000 Series
STM6000 Series

Connected & Secure

User-friendly protocols allowing you to connect your devices with ease via multiple interfaces and connect OT to IT.



Specification comparison Upgrade

		ST60000 Series					STM6000 Series			
		ST-6200WA	ST-6400WA	ST-6500WA	ST-6600WA	ST-6700WA	STM-6200WA	STM-6400WA	STM-6B00D	
Model No		PFXST6200WADE	PFXST6400WADE	PFXST6500WADE	PFXST6600WADE	PFXST6700WADE	PFXSTM6200WADE	PFXSTM6400WADE	PFXSTM6B00DE	
Display		4.3" Wide	7.0" Wide	10.1" Wide	12.1" Wide	15.6" Wide	4.3" Wide	7.0" Wide	-	
		16M colors White LED 16 level brightness control							-	
Resolution		480 x 272	800 x 480	1,024 x 600	1,280 x 800	1,366 x 768	480 x 272	800 x 480	480 x 272 / 800 x 480	
Touch Panel		Type : resistive film (analog) . Service life : 1,000,000 times or more								
Interface	COM	RS-232C / 422 / 485 x 1	RS-232C x 1, RS-422 / 485 x 2				RS-232C / 485 / 422 x 1			
	Ethernet	10BASE-T / 100Base-TX x 1	10BASE-T / 100Base-TX x 2							
	USB	Type A x 1, Micro-B x 2								
Mounting		Panel cut installation				22mm hole installation		Din Rail		
Certifications		IP65F, UL 50/50E, Type 1, Type 4X (indoor use only), Type 12, Type 13, CE, UL and cUL, RMC, KC, EAC, RoHS, WEEE, UL Class1 Div2, ATEX/IECE*, Marine*								
Memory	Application memory	FLASH EPROM / Screen area: 64MB / User font area 8 MB / Logic program area: 132KB								
	Backup memory	Screen Area: SRAM 320KB, Variable Area: SRAM 64KB								
	Battery	Replaceable battery / Primary battery for clock data backup				Unreplaceable battery by the customer / Primary battery for clock data backup				

* Please visit our website for the latest available certifications.

proface.com

Visit ST6000 and STM6000 web for more information !

ST6000 : proface.com/en/product/hmi/st6000/ex

STM6000 : proface.com/en/product/hmi/stm6000/ex

Contact Us (Worldwide Pro-face)
<https://www.proface.com/en/contact>

©2021 Schneider Electric Japan Holdings Ltd. All Rights Reserved.

ST6000



STM6000

