ET6000 1st Gen. (PFXET6*00WAD) vs ET6000 2nd Gen. (PFXET6*00AWADI) Specification Comparison

2025. Pro-face by Schneider Electric. All Rights Reserved.

General

Pro-face™ by Schneider Electric

Specification Comparison

Spec-up
Difference

		ET6000 1st Gen. (PFXET6*00WAD)	ET6000 2nd Gen (PFXET6*00AWADI)	Notes
Display type		TN	IPS	
Display size & Resolution		**7.0" Wide** (800 x 480 pixels)		
		10.1" Wide (1024 x 600 pixels)		
		12.1" Wide (1280 x 800 pixels)		
		15.6" Wide (1366 x 768 pixels)	**15.6" Wide** (1920 x 1080 pixels)	
Display colors		16 million colors		
Touch Panel type		Resistive film		
View Angle (T/B/L/R)		>70/60/70/70	>85/85/85/85	
Backlight service life		20,000 hours or more		
CPU		Single core	Multi core	
Memory	Device memory	256 MB	4 GB	Available capacity of each memory may vary as per software requirement.
	RAM	256 MB	1 GB	
	Backup memory	128 kB		
Panel cut dimensions		**7.0" Wide** (190 x 135 mm) **10.1" Wide** (255 x 185 mm) **12.1" Wide** (295 x 217 mm) **15.6" Wide** (394 x 250 mm)		
External dimensions		**7.0" Wide** (205.5 x 150.5 x 45 mm) **10.1" Wide** (270.5 x 200.5 x 47 mm) **12.1" Wide** (310.5 x 232.5 x 50 mm) **15.6" Wide** (412 x 268 x 50 mm)		
Front material/ Enclosure material		Plastic		
IP Rating		IP20 (rear panel), IP65 (front panel)		
Real-time Clock (RTC)		Yes	Yes	
LED indicator		Yes	No	

Specification Comparison

Spec-up
Difference

		ET6000 1st Gen. (PFXET6*00WAD)	ET6000 2nd Gen (PFXET6*00AWADI)	Notes
Battery (clock data backup)		Replaceable battery / Primary battery for clock data backup (5 years or more at room temperature)		Battery is user replaceable
Rated input voltage		DC 24V (19.2 to 28.8V DC)		
Serial I/F	COM1	RS-232C		
	COM2	RS-485 / RS-422		
Ethernet I/F		1 x 10/100 Mbps		
USB I/F	Type A	USB 2.0 x1		No screen data transfer via Type A
	Type micro-B	USB 2.0 x1	-	
	Type-C	-	USB 2.0 x1	

2025. Pro-face by Schneider Electric. All Rights Reserved.

General

Pro-face™ by Schneider Electric

Standard Compatibility

Spec-up
Difference

Certification	ET6000 1st Gen. (PFXET6*00WAD)	ET6000 2nd Gen (PFXET6*00AWADI)
CE (EN61000-6-4, EN61000-6-2, EN61131-2)	✓	✓
UL/cUL (UL61010-2-201) (CSA C22.2 No. 61010-2-201)	✓	✓
RCM (C-Tick)	✓	✓
RoHS for EU	✓	✓
RoHS for China	✓	✓
REACH	✓	✓
KC	✓	✓
WEEE	✓	✓

2025. Pro-face by Schneider Electric. All Rights Reserved.

General

Product Overview

ET6000



ET6000 2nd Gen



ET6000 7''w



ET6000 2nd Gen 7''w



① Remove led indicator

② 1) 7''w Installation fastener location : top/down → left/right **(no change for other sizes)**

2) 7''w/10''w Installation fastener Type change



③ 7''w/10''w Battery location: top → down

④ 7''w/10''w USB master location: back-down (12"w / 15"w remains to be on the back)

⑤ USB Slave: Micro-USB → Type C

⑥ Option module

2025. Pro-face by Schneider Electric. All Rights Reserved.

Pro-face™ by Schneider Electric

Interface Compatibility（RS232C）

ET6000

Pin No.	RS-232C		
	Signal name	Direction	Description
1	CD	Input	Carrier Detect
2	RD (RXD)	Input	Receive Data
3	SD (TXD)	Output	Send Data
4	ER (DTR)	Output	Data Terminal Ready
5	SG	-	Signal Ground
6	DR (DSR)	Input	Data Set Ready
7	RS (RTS)	Output	Request To Send
8	CS (CTS)	Input	Clear To Send
9	NC	-	No connection
Shell	FG	-	Frame Ground

ET6000 2nd Gen

Pin No.	RS-232C		
	Signal name	Direction	Description
1	NC	-	No connection
2	RD (RXD)	Input	Receive data
3	SD (TXD)	Output	Send data
4	NC	-	No connection
5	SG	-	Signal ground
6	NC	-	No connection
7	RS (RTS)	Output	Request to send
8	CS (CTS)	Input	Clear to send
9	NC	-	No connection
Shell	FG	-	Frame ground

2025. Pro-face by Schneider Electric. All Rights Reserved.

General